



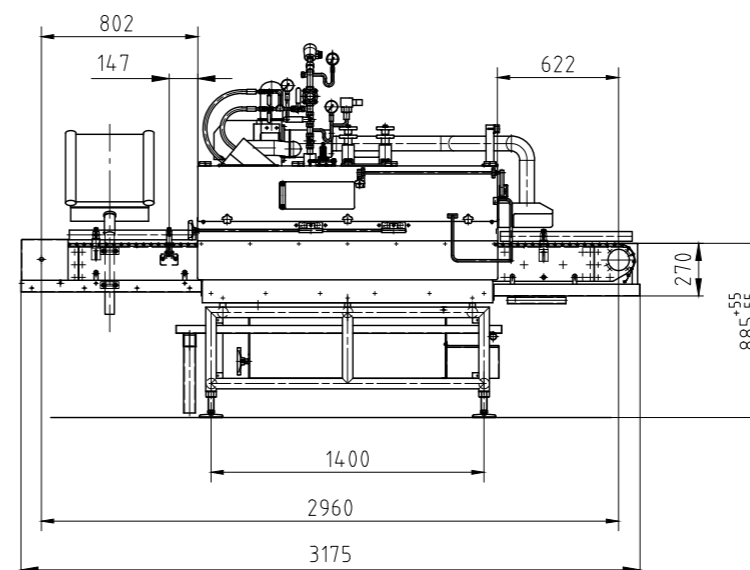

Silgan White Cap 300

 Silgan is excellent. We once had an issue with the settings of a capper machine, and that  problem was resolved quickly and efficiently.

The Silgan White Cap 300 is ideal for line speeds of up to 300 Twist-Off® closures per minute with short change-over times. It is primarily designed for medium line speed ranges and processing products on several lines in parallel mode. Its open frame design with top-quality stainless steel ensures easy cleaning and minimum maintenance.

Features:

- Simple set-up and adjustment
- Small front door and integrated sliding door for easy access, rapid control, adjustment and cleaning
- Single-point attachment for shorter cap track, resulting in shorter change-over and maintenance times
- Machine head electronically adjustable to jar height
- Separate, synchronised drives for machine head and conveyor with frequency converter for speed control, and line speed synchronisation
- Available in right- or left-handed configuration



Electrical requirements

400 V
50/60 Hz
3.5 kW

Steam requirements

5 – 8 bar
30 – 90 kg/h

Steam supply line connection

R 3/4"
Exhaust pipe
Ø 150 mm minimum

Preferably soft water

R 1/4"
0.25 m³/h

Max. line speed

300 per min. for
Twist-Off® and PT

Closure types

Suitable for all Twist-Off®
& PT closure types with
27 – 100 mm



Min. 30 mm
Max. 300 mm



Min. 40 mm
Max. 160 mm